

DCI edge



DCI EDGE SERIES 5 OPERATORY EQUIPMENT

CELEBRATING
40 YEARS
OF PASSION
AND PROMISE

DCI is a multigenerational family-run company based in Newberg, Oregon. We believe in managing every aspect of the business around one simple goal: **making our customer's life easier.**

This focus has made DCI Edge the fastest growing dental equipment brand in North America. Our passion is designing and building the best dental equipment in the industry. Our promise is to manufacture with an unwavering focus on reliability and optimal value.

CRAFTED WITH
**DECADES OF
EXPERIENCE**

DCI **edge**




CHAIR CITRUS ULTRALEATHER™ UPHOLSTERY

844-854-8555 | dciedge.com




FINANCIAL FREEDOM

It's your practice. It's your budget. Keep your options open. DCI Edge delivers quality equipment at a price point that allows you to optimize the design of your operatory without compromise. This cost savings empowers your financial freedom.



REINVEST

Upgrade your practice with the latest and greatest technology, and secure your edge in the ever-changing tech world.



SAVE

There is peace of mind that comes with money in the bank. Save for a rainy day or for your retirement plan.



CHOICE

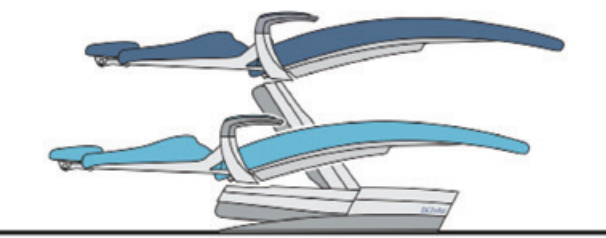
You choose how to balance your funds to make your life easier.

GET COMFORTABLE STAY HEALTHY



ERGONOMICS

Thin, narrow back and dual articulating headrest allow for ideal positioning for the provider and patient. This leads to enhanced comfort and efficiency for the entire dental team.



SIT OR STAND?

The Series 5 chair height ranges from 16" to 31" at the seat so you can comfortably practice sitting or standing.

ACCESS TO THE ORAL CAVITY

Unique contoured back design ensures full access between the 3 and 9 o'clock working positions while comfortably supporting the patient.



 SERIES 5 CHAIR
TIN MAN PEARLIZED ULTRALEATHER
UPHOLSTERY

ARE YOU IN THE RIGHT POSITION?

Optimal positioning near the patient ensures a healthy posture, reducing pain and fatigue.



 CHAIR & STOOL
APRICOT ULTRALEATHER UPHOLSTERY

COMFORT THAT KEEPS YOUR PATIENTS SMILING



CHAIR & STOOL APRICOT ULTRALEATHER UPHOLSTERY



ERGOBACK PLUSH

CHAIR & STOOL BAYOU ULTRALEATHER UPHOLSTERY

PATIENT SUPPORT

The innovative headrest scoop and back design provide patients with back support regardless of height.

SOFT START AND STOP

Adjust your chair without disrupting your patient with smooth start and stop technology.

DESIGN APPEAL

Available in ergoback or narrow back, plush or asepsis, and in a large variety of colors. Upholstered armrests add to the comfort and style.

MULTI-LAYER SYSTEM

Four layers of specialized foam with varying levels of density deliver premium comfort and support. Adapts to all body types.



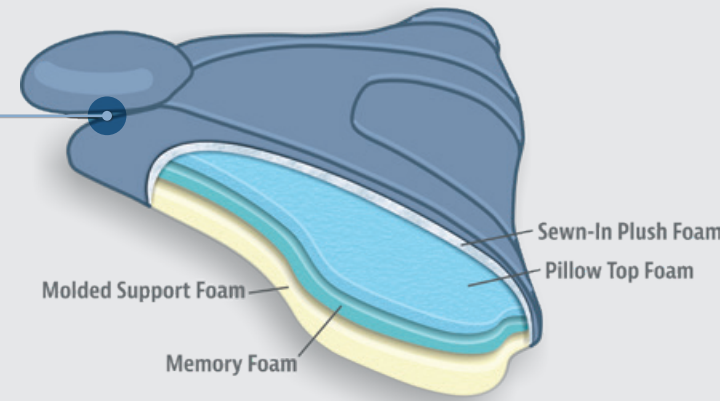
NARROW BACK ASEPSIS



NARROW BACK PLUSH



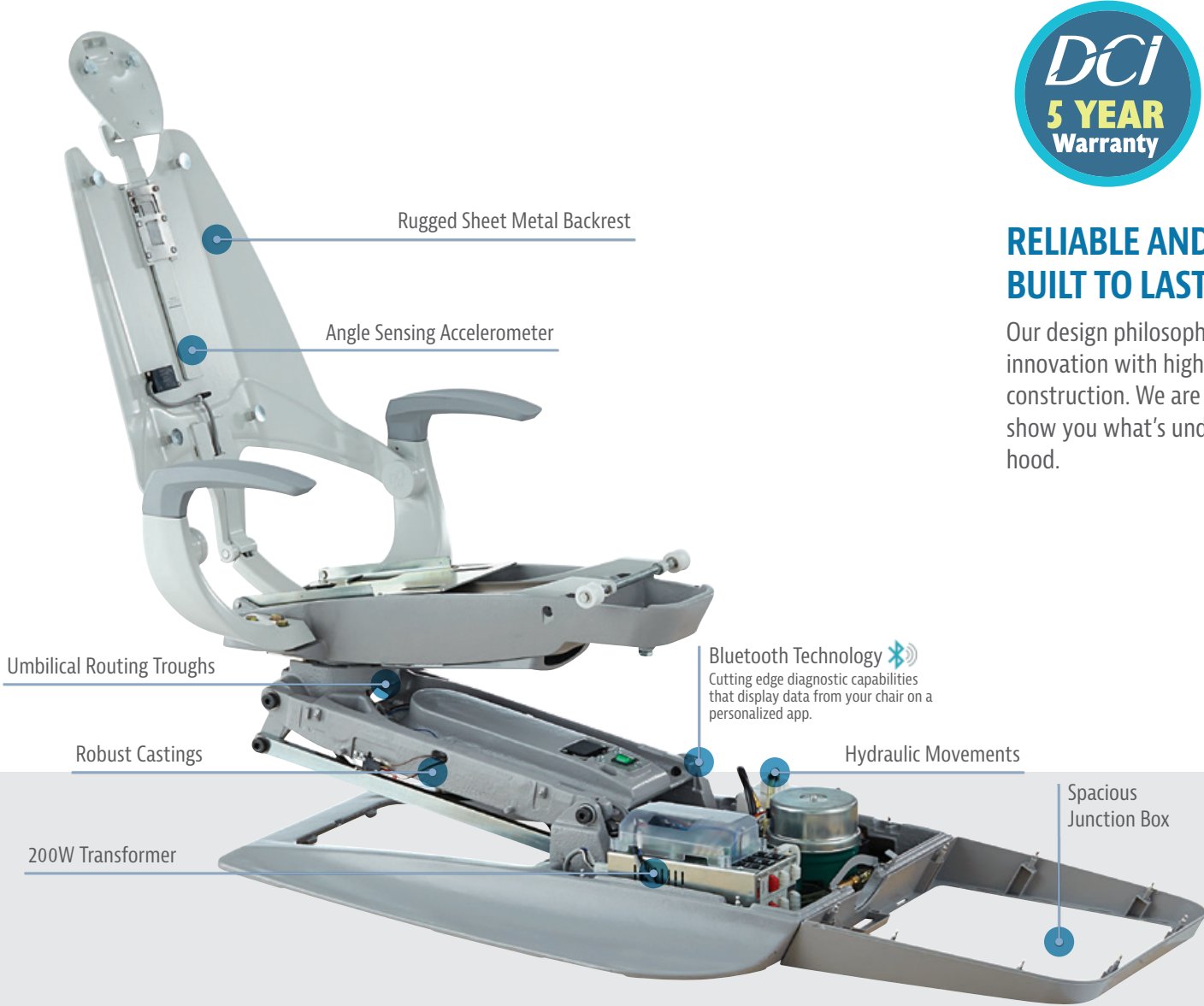
ERGOBACK ASEPSIS



BEAUTIFUL INSIDE AND OUT



 CHAIR CITRUS ULTRALEATHER UPHOLSTERY



RELIABLE AND BUILT TO LAST

Our design philosophy blends innovation with high quality construction. We are proud to show you what’s under the hood.

PERFORMANCE MEETS DESIGN



NSK

EXCLUSIVE EXTENDED WARRANTY

Ask about the DCI Edge exclusive NSK pricing and extended warranty on a variety of air and electric attachment bundles.



INTEGRATED AND READY TO GO

Easily access essential clinical and diagnostic devices such as the Dentsply Sirona Cavitron system, the ACTEON® SOPRO family of intraoral cameras, piezoelectric scalers, and curing lights.

DUAL INTEGRATED TOUCHPADS AND BRAKE HANDLES



ERGONOMIC ACCESS TO INSTRUMENTS

Additional head pivot swivels to improve access and reduce unnecessary movement.



Lights On/Off



Return To Last Position

01

Programmable Buttons for Preset Positions



Backrest Incline and Recline Chair Up and Down

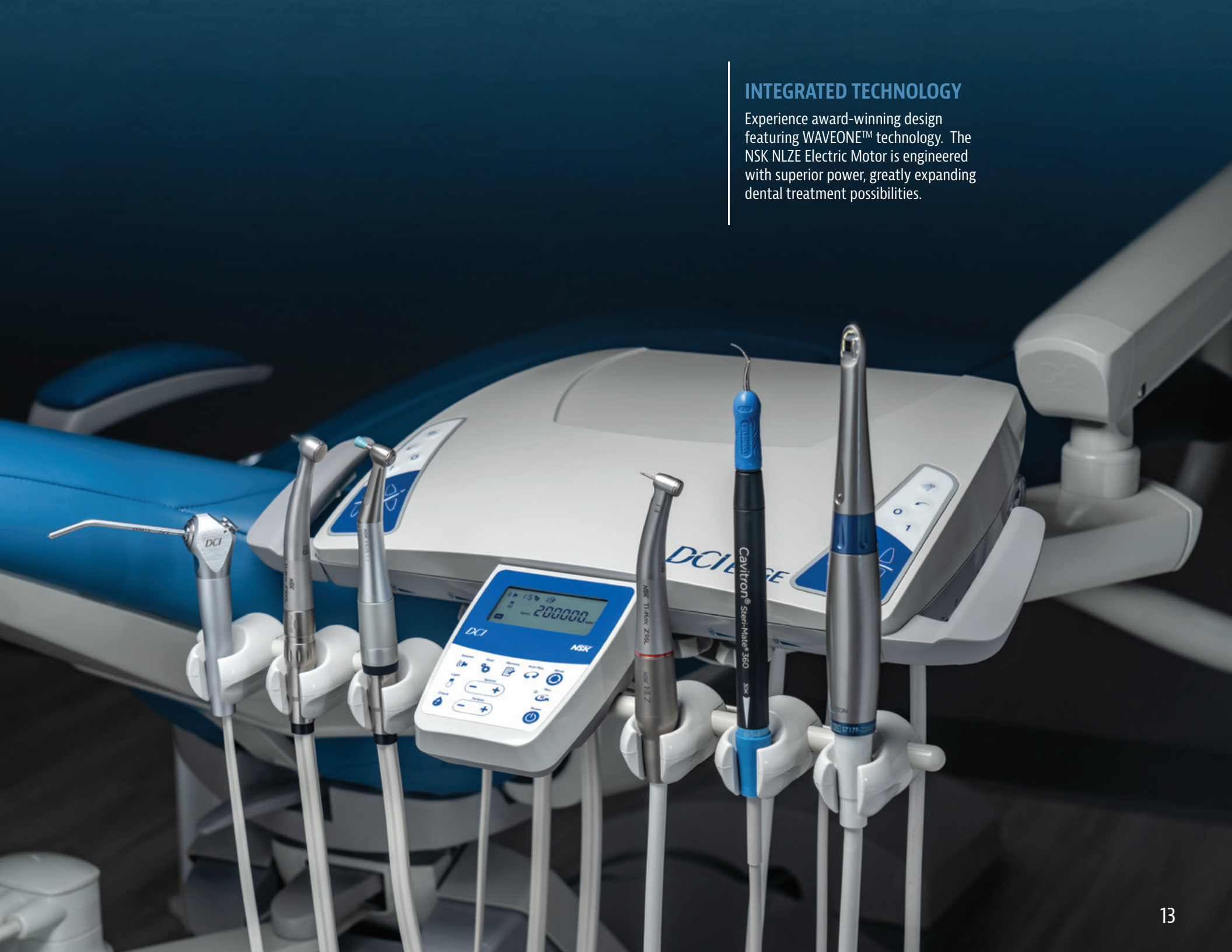
INTERNAL COMPONENTS

Reliable pneumatic components and ample room for high tech integration. As the largest manufacturer of dental parts in the world, DCI is known for quality parts and components.



INTEGRATED TECHNOLOGY

Experience award-winning design featuring WAVEONE™ technology. The NSK NLZE Electric Motor is engineered with superior power, greatly expanding dental treatment possibilities.



INNOVATIVE REFLECTIVE TECHNOLOGY INCREASED VISIBILITY



INCREASED VISIBILITY

DCI delivers cutting edge illumination technology by utilizing over 500 reflective facets to bounce light back to the oral cavity. The result is a uniform light pattern.

LESS EYE FATIGUE

Optimal light performance reduces shadows, improving illumination of the oral cavity.

ACCURATE SHADE MATCHING

5000 Kelvin color temperature with a color rendering index (CRI) of 90 produces a neutral white light, which is ideal for color matching at any intensity level.

NO-CURE SETTING

Filters out UV light to prolong the working time of photo-initiated resins.



PROGRAMMABLE NO-TOUCH SENSORS

Control the light without contact.



INTEGRATED TOUCHPADS



No-Cure

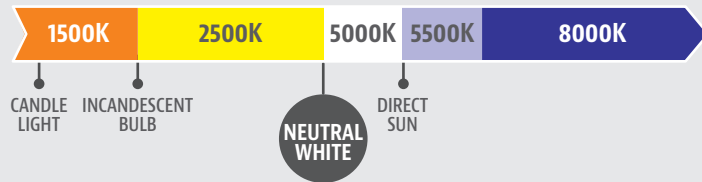


Intensity



On/Off

ACCURATE SHADE MATCHING 5000 K



MOUNTING CONFIGURATIONS



TRACK MOUNT LIGHT



POST MOUNT LIGHT



CEILING MOUNT LIGHT



WALL MOUNT LIGHT
(Cabinet mount also available)

SYSTEM SOLUTIONS

MAXIMUM FUNCTIONALITY



SWING MOUNT DELIVERY SYSTEM

Delivery system and light easily convert from left to right handed operation. The compact swing radius optimizes space making it perfect for operatories of any size.



SHOWN WITH REAR CUSPIDOR



SHOWN WITH CUSPIDOR

POST MOUNT DELIVERY SYSTEM

The post mount delivery system features an integrated vacuum trap and water system, along with air and water quick connects.





36" 12 O'CLOCK CABINET
WITH UNDER COUNTER MOUNT
DELIVERY SYSTEM



42" 12 O'CLOCK CABINET
WITH CABINET MOUNT
DELIVERY SYSTEM

12 O'CLOCK FREE STANDING CABINET FEATURES

- Assistant's work surface can increase effortlessly to accommodate any clinical procedure
- Colored drawer organizers optimize storage space
- Ergonomic access to tubs, trays, cassettes, materials, and instrumentation
- Upper doors feature textured glass with LED lighting
- Pass-through upper with textured glass inserts
- Mid-section power station with tip out bins. Two access doors with hidden duplex outlets for clean cord management
- Swivel steel powder-coated ergo shelves to hold tubs and trays, or act as a work surface. Robust, die cast arms, that hold up to 10 pounds
- Standard 24" or extended 30" upper cabinets
- LED task lighting and clock timer
- Dual glove dispensers
- Removable back panel with free standing 12 o'clock
- Lower center module with CPU storage, bi-fold door and adjustable shelf
- Lower Assistant's module side opening bi-fold door and pull-out drawers
- Easy-glide monitor mount can be installed at top or bottom of upper cabinet for convenient viewing
- Optional nitrous flow meter cut-outs available
- Accent colors on mid-section





DESIGNED FOR DENTAL ORGANIZATION AND EFFICIENCY

FLEXIBLE DESIGN

DCI Edge provides modular customization to accommodate even the most challenging spaces for optimal operator organization.

TECHNOLOGY FRIENDLY

Tech-friendly modules allow for easy and efficient computer and technology integration. Designed with paperless offices in mind.

SOLUTIONS FOR PRODUCTIVITY

Adjustable pull-out ergo shelves, tip-out bins, flexible monitor mount, integrated electrical and USB ports, and colored drawer organizers ensure that everything you need is efficiently placed within reach.



CABINETRY STREAMLINED FOR STERILIZATION



FLIP DOWN WRAP STATION

Two conveniently spaced drawers designed to pull out and flip down, ensuring ample space to wrap cassettes of any size.



FACTORY INTEGRATED ACCESSORIES

Our designers and engineers have curated a list of the best options in dental sterilization. Factory installation provides optimal placement and smooth workflow.



SIMPLE STERILE ORGANIZATION

Pull-out storage with wire racking holds numerous cassettes, tubs, trays and wrapped instruments. Adjustable shelves allow for fast and easy management.



SYSTEMATIC DECONTAMINATION

Optimize workflow with specialized waste containers, stainless steel undermount sink, dual integrated drain boards and conveniently placed glove dispensers.



STERILIZATION TOWERS BUILT TO LAST

Built with waterproof materials that guarantee protection from water damage. Multiple tower options accommodate your specific sterilizer selections.



SPECIALIZED LIGHTING FOR VISUAL WORKFLOW

Red lights indicate contaminated storage while blue lights illuminate sterile storage. Additional task lighting brightens the entire work surface for maximum visibility.

CABINETRY STREAMLINED FOR WORKFLOW



RECEIVING, CLEANING
& DECONTAMINATION



PREPARATION
& PACKAGING



STERILIZATION



STERILE STORAGE
& MAKE READY



A WORKSPACE BUILT JUST FOR YOU

Sterilization is one of the most important steps in a practice, and one size never fits all. With DCI Edge, you can create a Sterilization Center that fits your unique needs. All options feature a process-based flow that keeps productivity high and risk low.

STERILIZATION WITH STANDARDS

Designed to follow CDC guidelines with exceptional focus on infection control and patient safety.

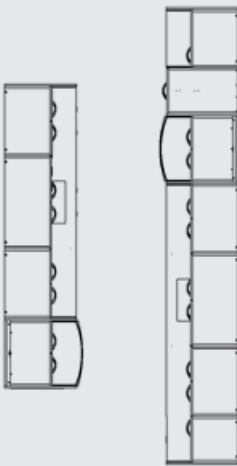
STERILIZE WITH STYLE

Fully functional clock timer enhances productivity, while stainless steel valance adds to the beautiful design aesthetic.

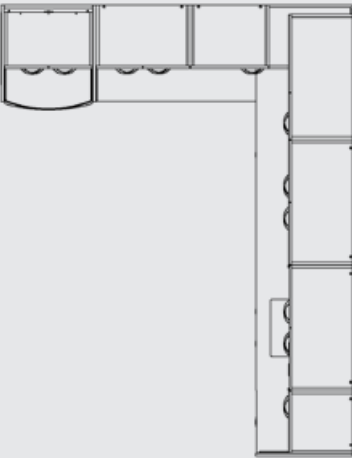
STRAIGHT RUN



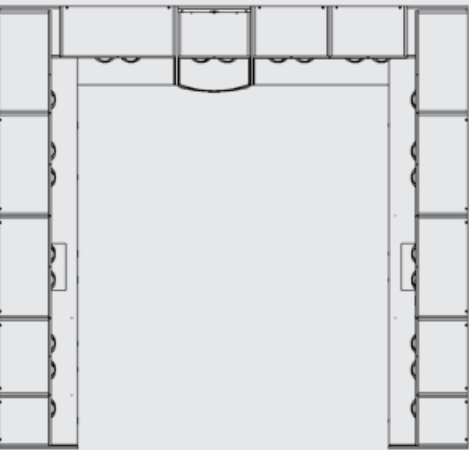
GALLEY STYLE



L SHAPE



U SHAPE





EXPERIENCE DCI EDGE

3 SHOWROOMS

2 MANUFACTURING FACTORIES



**DCI Edge Showroom &
Manufacturing Facility
Oregon, USA**

705 S Springbrook Road
Newberg, OR 97132



**DCI Edge Showroom
and NSK America
Corporate
Headquarters**

1800 Global Parkway
Hoffman Estates, IL 60192



**DCI Edge Showroom &
Manufacturing Facility
North Carolina, USA**

9201 Stockport Place
Charlotte, NC 28273

dciedge.com

equipment@dcionline.com

1-844-854-8555



50169/February2023-001
©2023 DCI

